








# FedEx One Rate<sup>®</sup> Packaging and Rating Details

FedEx One Rate includes your choice of several FedEx Express<sup>®</sup> packaging options in the chart below.

	FedEx Express Packaging	Internal Dimensions	Part No.
	FedEx <sup>®</sup> Envelope (with built-in pouch)	9½" x 12½"	155475
	FedEx <sup>®</sup> Envelope (without built-in pouch)	9½" x 12½"	155477
	FedEx <sup>®</sup> Reusable Envelope (legal size)	9½" x 15½"	158011
	FedEx <sup>®</sup> Small Pak	10¼" x 12¾"	156374
	FedEx <sup>®</sup> Small Pak (polyethylene)	10¼" x 12¾"	163010
	FedEx <sup>®</sup> Padded Pak	11¾" x 14¾"	139380
	FedEx <sup>®</sup> Large Pak	12" x 15½"	154168
	FedEx <sup>®</sup> Large Pak (polyethylene)	12" x 15½"	163011
	FedEx <sup>®</sup> Reusable Sturdy Pak	10" x 14½"	150949
	FedEx <sup>®</sup> Small Box (S1)	10⅞" x 1½" x 12⅜"	149011
	FedEx <sup>®</sup> Small Box (S2)	8¾" x 2⅛" x 11⅝"	167027
	FedEx <sup>®</sup> Medium Box (M1)	11½" x 2⅜" x 13¼"	139382
	FedEx <sup>®</sup> Medium Box (M2)	8¾" x 4⅜" x 11⅝"	167028

Packaging not shown to scale.

To order your initial 30-day supply, **go to [fedex.com/supplies](https://fedex.com/supplies)**.

## How do I choose the right package?

When you ship items using **FedEx One Rate**, you have a variety of packaging options. It's important to select the right packaging type to ensure your contents are properly protected during transit and avoid increases to the price of shipping.

FedEx One Rate packages are rated based on package volume, which is measured in cubic inches (length x width x height) using the exterior package dimensions. To select the right packaging type for your items, we recommend that you follow these guidelines.

- Contents must fit into selected packaging; do not force contents to fit.
- FedEx Express packaging must close using built-in adhesive strip.
- Use of additional tape to ensure package closure may indicate volume limit is exceeded.

While there are no height or thickness restrictions, shipments encased in a FedEx® Envelope or FedEx® Pak that exceed maximum volume may be re-rated. If re-rated, the FedEx One Rate 2Day rate, subject to the FedEx Transportation Service Agreement, will be applied.\*

FedEx Express Packaging Type	Maximum Volume Allowed	Exceeded Maximum Volume	Re-rated Package Classification
Envelope	420 in <sup>3</sup>	421–644 in <sup>3</sup>	Medium Box
		645–1,100 in <sup>3</sup>	Large Box
Pak	644 in <sup>3</sup>	645–1,100 in <sup>3</sup>	Large Box
		1,101–2,200 in <sup>3</sup>	Extra Large Box

## How do I measure volume for irregularly shaped packages?

To determine the volume of irregularly shaped packages, measure these dimensions in inches:		If measurement value is:	
Length	Longest dimension	0"–.49"	Round down to the nearest inch
Width	Second-longest dimension	.50"–.99"	Round up to the nearest inch
Height	Shortest dimension		

\*FedEx One Rate is not subject to the Additional Handling Surcharge (AHS).



### More info

- Contact your FedEx account executive