



Need help with Company Information?

Got a question? No problem. Open a support case by clicking the button below. We're here to help! Seller Help

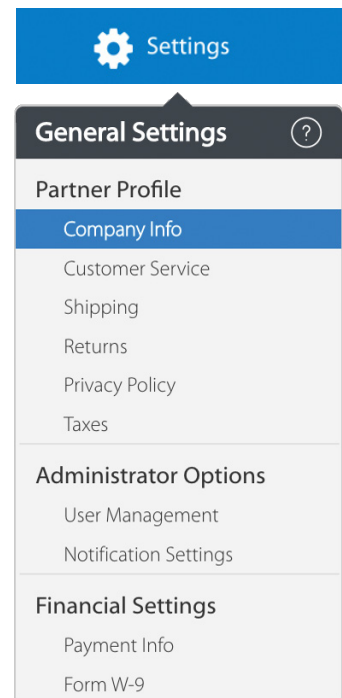
Setting up Company Information

In this section, all we need is your display name, logo, and a short company description.

Be sure to keep this information up to date to maintain Customer trust in our Marketplace Partners and your account is compliant with our Seller Agreement.



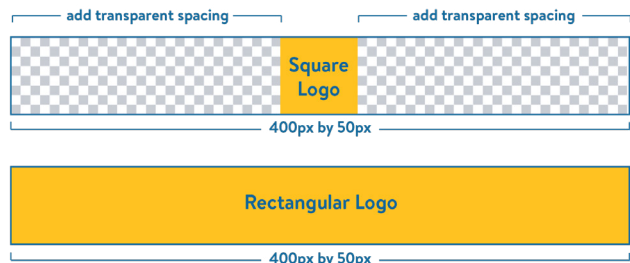
We continuously monitor your Company Information and will contact you to clarify details and if we have questions.



1 Add Display Name, Logo and Description

Click "Settings" then click "Company Info."

- Display name: Company name that customers will see.
Logo: Format your logo (JPG or PNG) at 400 x 50 pixels, so it displays correctly.
Description: Short company description (max 4,000 characters, no links/URLs)



If you have a non-rectangular or square logo, please use image editing software to format it to fit our rectangular format. You may need to add spacing on each side of the logo.

Step-by-Step Instructions

2 Review & Save


Click “Save” to finish and update your changes! You’re all set.

Partner Profile ?


COMPANY INFO CUSTOMER SERVICE SHIPPING RETURNS PRIVACY POLICY TAXES

Display Name
The name of your company. This will be displayed to customers.

Logo
Your company's logo.

Walmart  Test Seller Account

Drag and drop your logo here to upload



- or select a file -

Logo must be 400 X 50 pixels and formatted as a .png or .jpg.

Company Description
Please provide a short description of your company. Customers can view this on your Partner Profile page on Walmart.com.